

Cosmic Ray Detection with RNO-G

*based on work by Jakob Henrichs
and Bryan Hendricks*




Anna Nelles

for



RNO-G

Radio Neutrino Observatory - Greenland



ERLANGEN CENTRE
FOR ASTROPARTICLE
PHYSICS

HELMHOLTZ



Friedrich-Alexander-Universität
Erlangen-Nürnberg

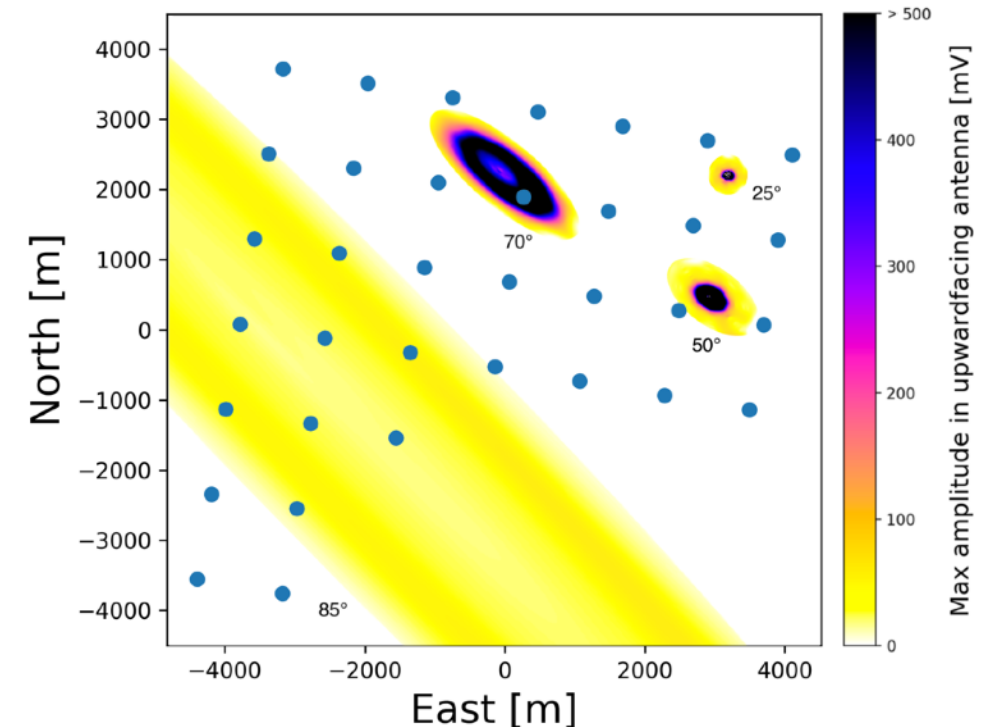
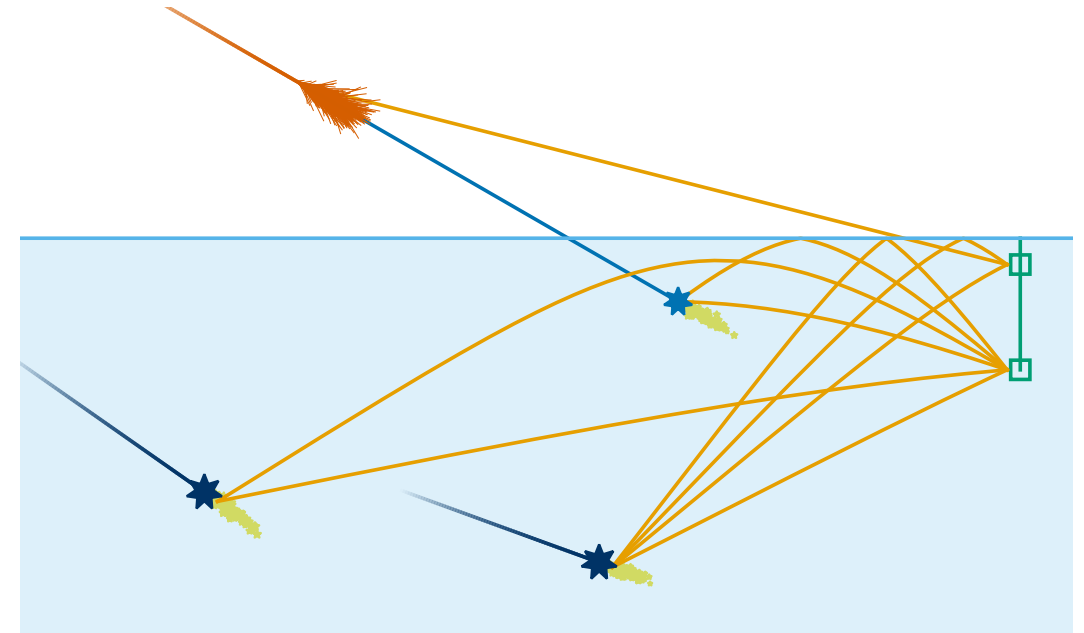


Co-funded by
the European Union

Cosmic Rays in RNO-G

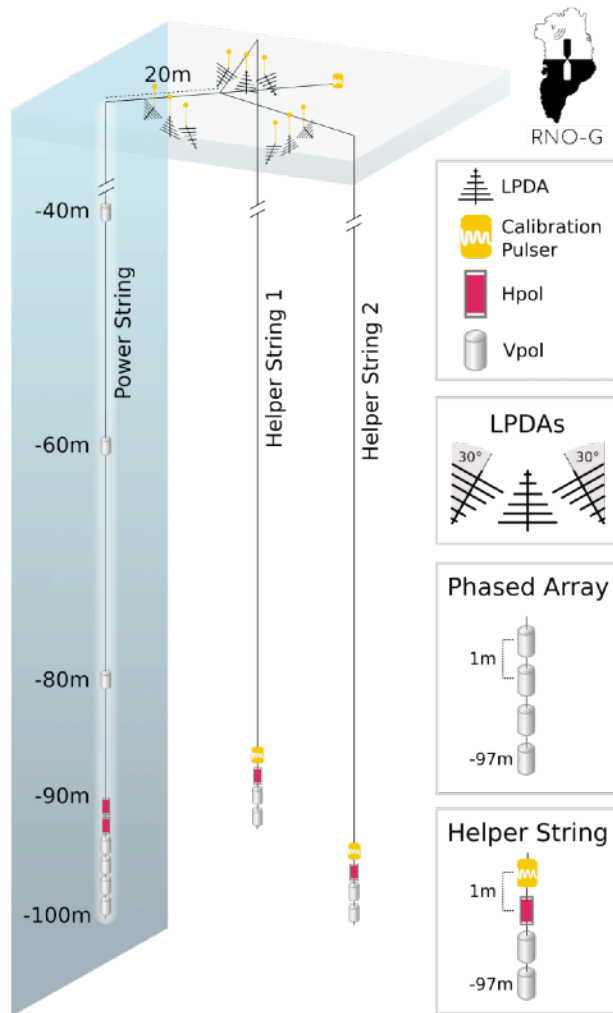
What parts of an air shower is RNO-G going to see?

- Three types of air shower signals
 - In-air signal from air shower (*RNO-G data priority 1*)
 - In-ice signal from incomplete air shower
see e.g. de Kockere et al. Phys. Rev. D 106, 043023 (2022)
 - PeV energy losses from muons
see e.g. L. Pyras et al. JCAP10(2023)043
- In-air signal will be used to uniquely tag air showers
 - **Calibration source:** direction reconstruction, energy scale, proof-of-principle for analysis
 - **Background:** Show that predicted emission exists and can be vetoed



The Radio Neutrino Observatory in Greenland (RNO-G)

And its relation to previous (neutrino) air shower detections

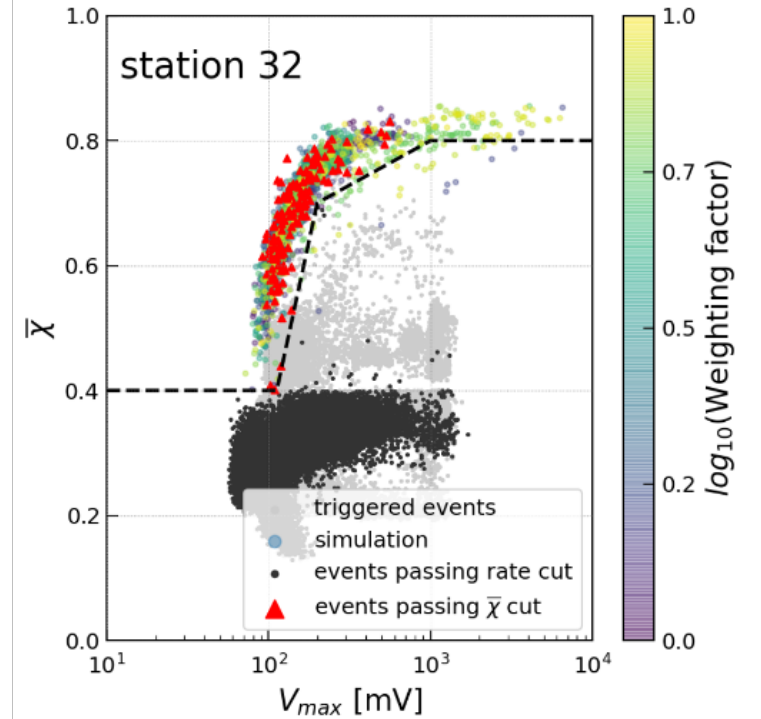


- **Shallow component:** 9 LPDAs, 3 pointing upwards
 - Very similar to **ARIANNA**, but different electronics, different trigger, different number of antennas
 - In principle sensitive to ‘regular’ air shower emission, only refraction into ice needed
- **Deep component:** 15 channels on three strings, combination of Vpols and Hpols
 - Closely related to **ARA**, but different electronics, different trigger, different type and number of antennas
- **Unique:** Combination of both
 - However, the firmware that can actually read out both signals for down-going signals at the same time is only being rolled out this year -> [See talk by Ryan Krebs for more details](#)

Cosmic-rays in in-ice neutrino detectors

Where are we at?

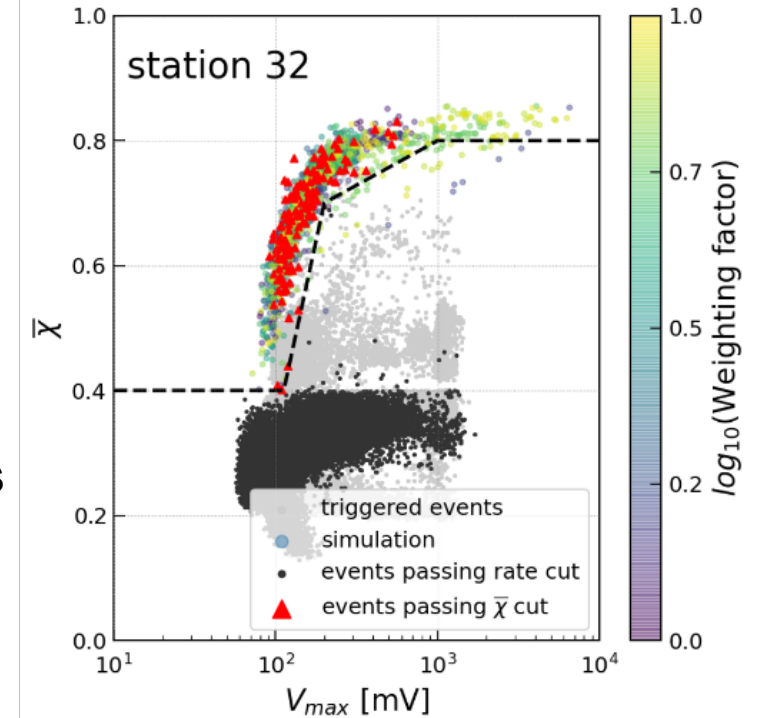
- **ARIANNA** collaboration has shown in several studies that ARIANNA detects air showers right where it is expected from simulations
- They also separate well from background noise
- Most challenging: Triboelectric signals measured during high-wind periods
(see *Astropart.Phys.* 145 (2023) 102790)



Cosmic-rays in in-ice neutrino detectors

Where are we at?

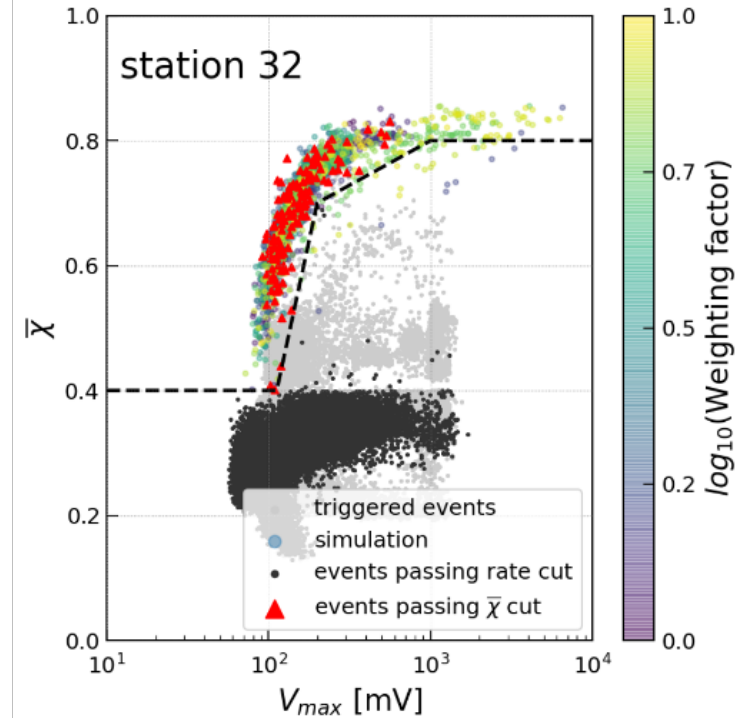
- **ARIANNA** collaboration has shown in several studies that ARIANNA detects air showers right where it is expected from simulations
- They also separate well from background noise
- Most challenging: Triboelectric signals measured during high-wind periods (*see [Astropart.Phys. 145 \(2023\) 102790](#)*)
- **ARA** collaboration has not published dedicated cosmic-ray search
- One event (found in neutrino search) hypothesized to stem from air shower core hitting the ice
- Cosmic ray candidates found in a deep analysis (*[PhD thesis Latif](#)*)



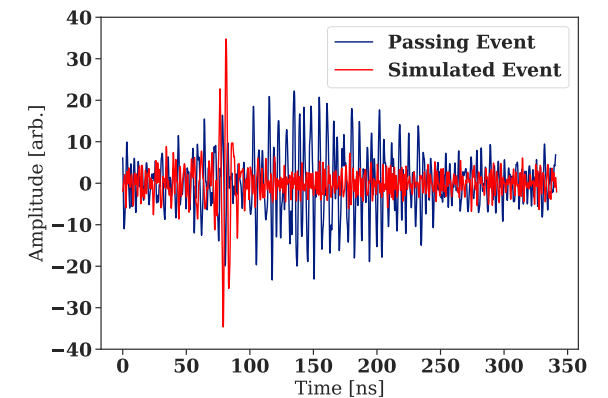
Cosmic-rays in in-ice neutrino detectors

Where are we at?

- **ARIANNA** collaboration has shown in several studies that ARIANNA detects air showers right where it is expected from simulations
- They also separate well from background noise
- Most challenging: Triboelectric signals measured during high-wind periods (*see [Astropart.Phys. 145 \(2023\) 102790](#)*)
- **ARA** collaboration has not published dedicated cosmic-ray search
- One event (found in neutrino search) hypothesized to stem from air shower core hitting the ice
- Cosmic ray candidates found in a deep analysis (*[PhD thesis Latif](#)*)



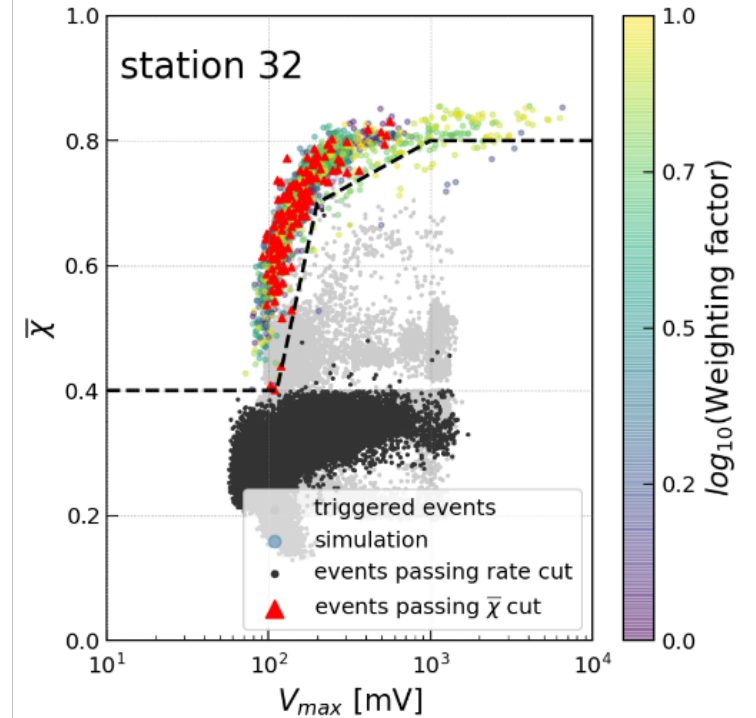
ARA collaboration Phys.Rev.D 105 (2022) 12, 122006



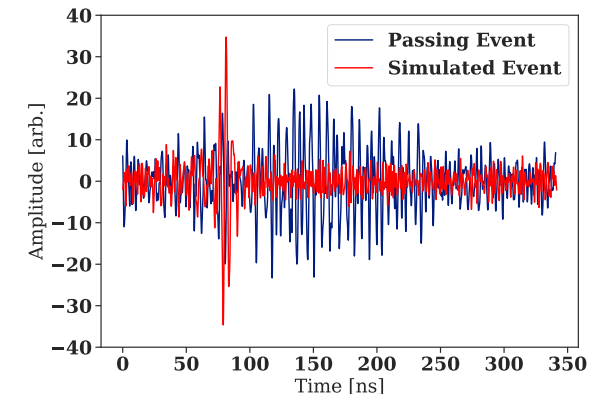
Cosmic-rays in in-ice neutrino detectors

Where are we at?

- **ARIANNA** collaboration has shown in several studies that ARIANNA detects air showers right where it is expected from simulations
- They also separate well from background noise
- Most challenging: Triboelectric signals measured during high-wind periods (*see [Astropart.Phys. 145 \(2023\) 102790](#)*)
- **ARA** collaboration has not published dedicated cosmic-ray search
- One event (found in neutrino search) hypothesized to stem from air shower core hitting the ice
- Cosmic ray candidates found in a deep analysis (*[PhD thesis Latif](#)*)
- No existing detector has a working air shower trigger on in-air signal that reads out also the corresponding in-ice signal
- Will be future Golden Channel for RNO-G



ARA collaboration Phys.Rev.D 105 (2022) 12, 122006

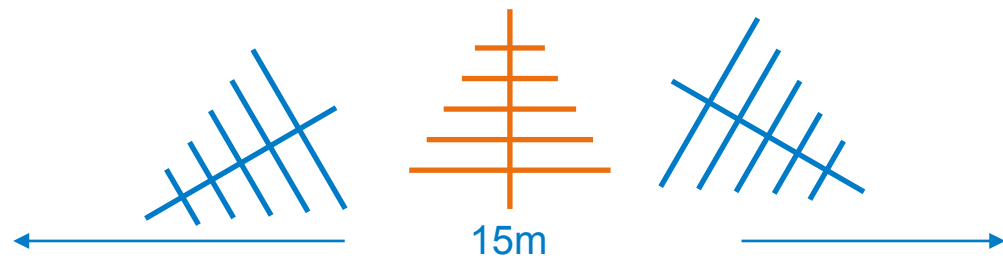


Cosmic rays in shallow component of RNO-G

Basic parameters of RNO-G targeting air showers

- 35 RNO-G stations will be installed until 2026 (more likely after that)
 - Radio-only cosmic-ray detector of 70 km² at a height of 3000m above sea-level, station spacing 1.25 km
 - Large Bandwidth: 80 MHz - 600 MHz, dedicated cosmic-ray trigger
 - Uptime planned at 90% (currently wind-power for winter still under active development)

Side view (first 7 stations), below the ice surface:



Top view:


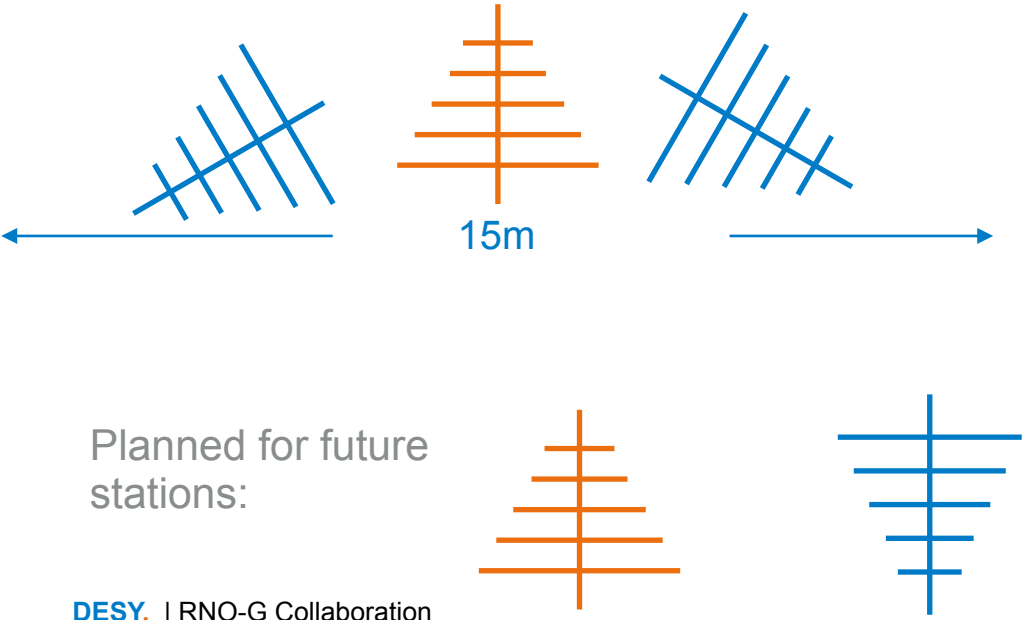


Cosmic rays in shallow component of RNO-G

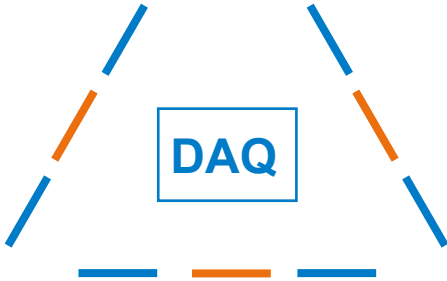
Basic parameters of RNO-G targeting air showers

- 35 RNO-G stations will be installed until 2026 (more likely after that)
 - Radio-only cosmic-ray detector of 70 km² at a height of 3000m above sea-level, station spacing 1.25 km
 - Large Bandwidth: 80 MHz - 600 MHz, dedicated cosmic-ray trigger
 - Uptime planned at 90% (currently wind-power for winter still under active development)

Side view (first 7 stations), below the ice surface:



Top view:

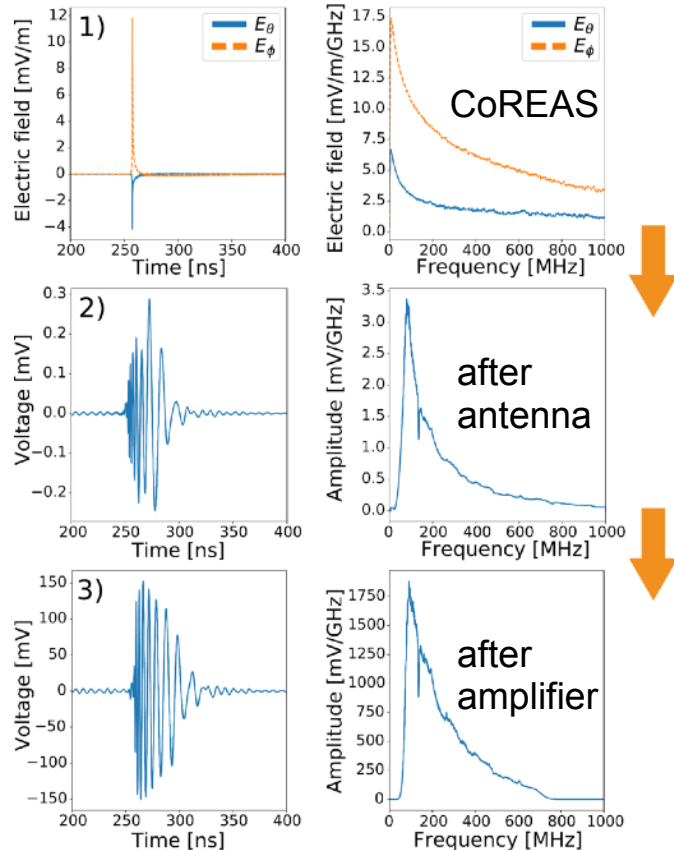


Top view future stations:



Finding cosmic rays in RNO-G

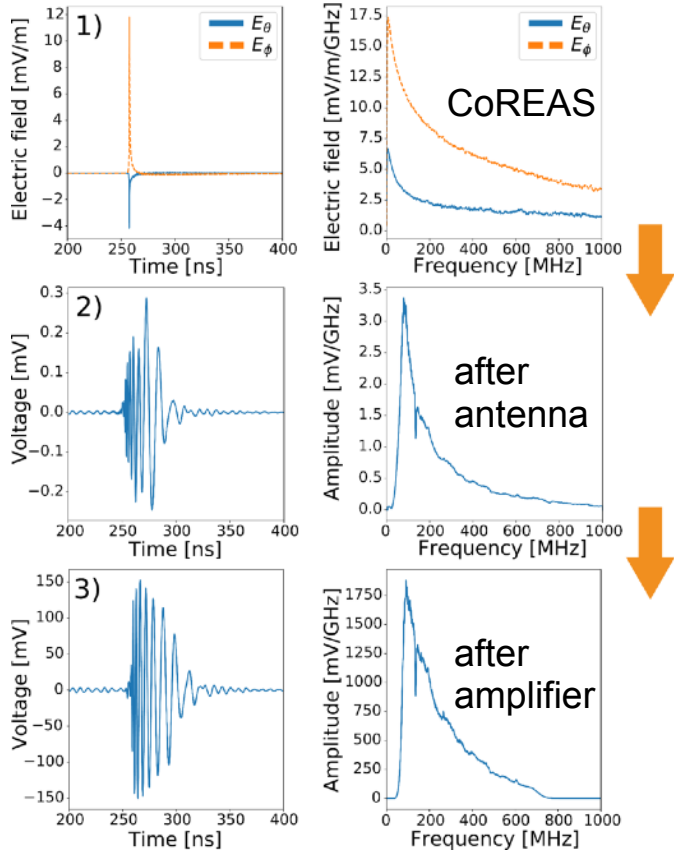
All information in self-triggered data



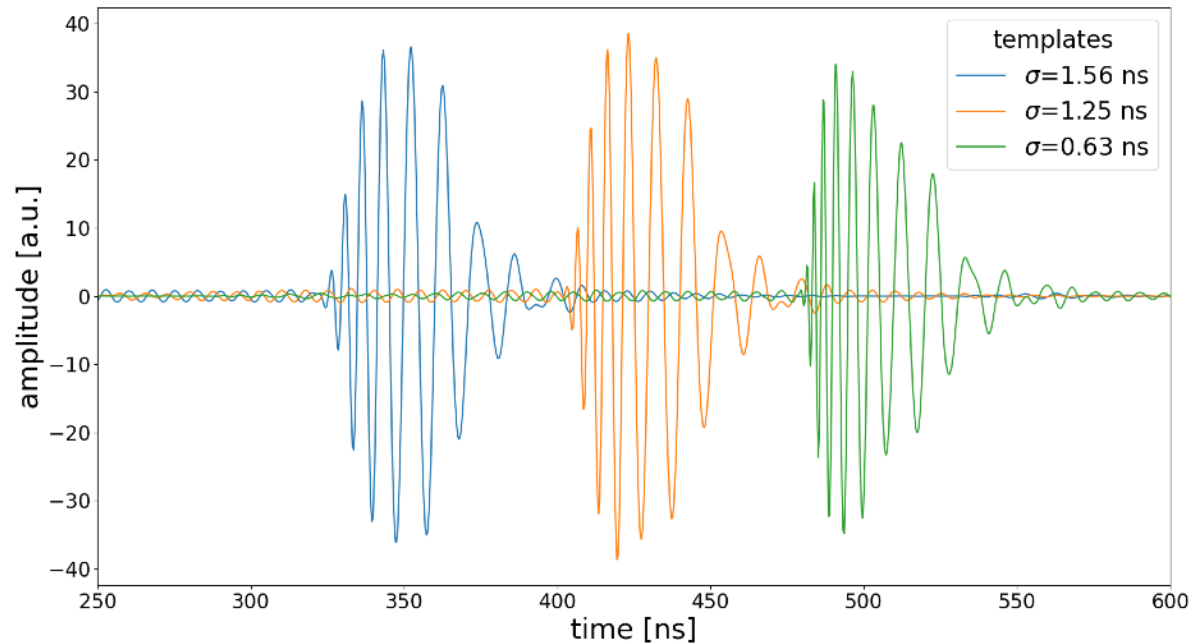
- Analysis strategy: following [ARIANNA Coll., Astropart. Phys. 90 \(2017\) 50](#)
Correlate all recorded triggers with signal templates
- **Improvement:** more efficient, less brute-force approach: 3 templates based on Gaussian pulses convolved with hardware response have been found sufficient to retrieve all pulses (in simulations)
- Possible future improvement: Matched filter / likelihood, [see talk Martin Ravn](#)

Finding cosmic rays in RNO-G

All information in self-triggered data



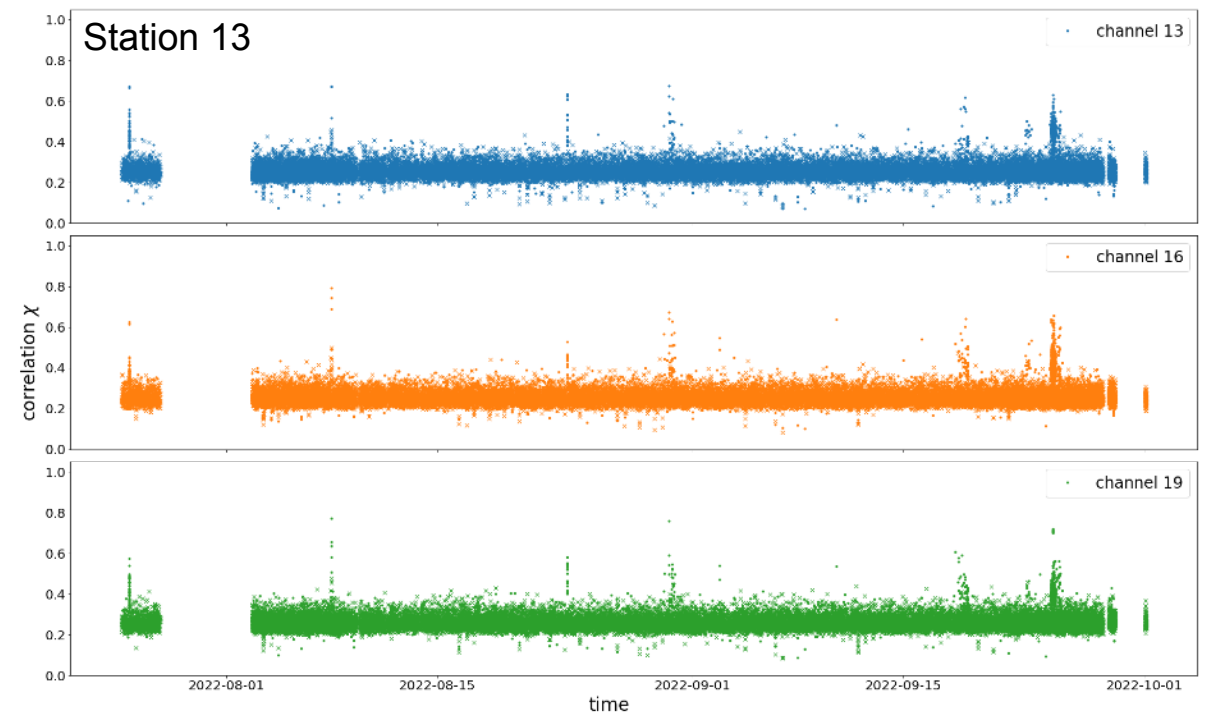
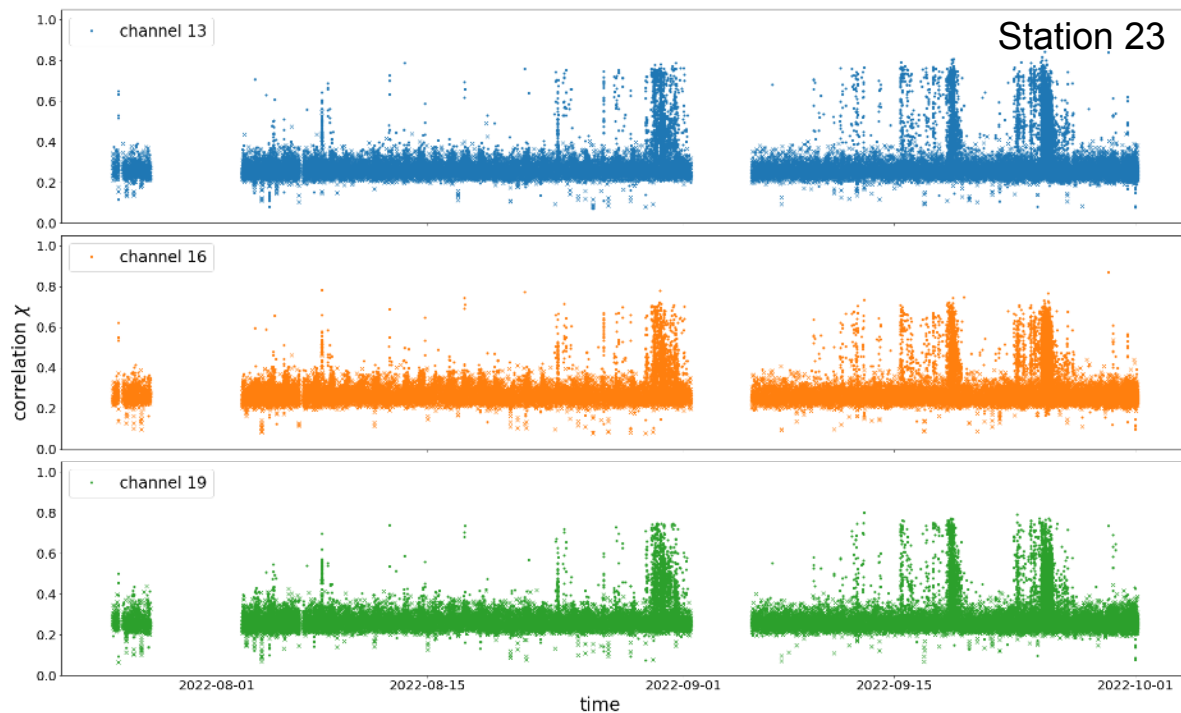
- Analysis strategy: following [ARIANNA Coll., Astropart. Phys. 90 \(2017\) 50](#)
Correlate all recorded triggers with signal templates
- **Improvement:** more efficient, less brute-force approach: 3 templates based on Gaussian pulses convolved with hardware response have been found sufficient to retrieve all pulses (in simulations)
- Possible future improvement: Matched filter / likelihood, [see talk Martin Ravn](#)



Finding cosmic rays in RNO-G data

Analysis strategy: shallow component

- RNO-G has a blinding policy; 3% of the data are free to do any analysis on, data transferred in real-time
- Here: analysis on 3% of LPDA data from 3 stations between August 2022 and October 2022; very early data
- Indicative 'signal region' above 0.8 in correlation value



raw data, not corrected for trigger threshold: still signal region very clean!

Simulations of shallow component

Analysis strategy: where should they be?

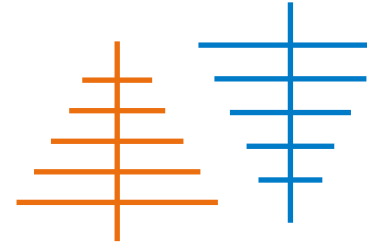
Data

Simulations of shallow component

Analysis strategy: where should they be?

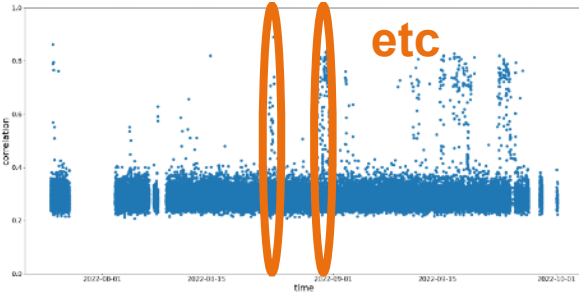
Data

up-vs-down cut⁽¹⁾



Simulations of shallow component

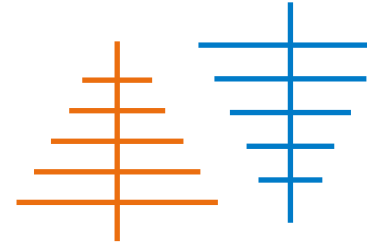
Analysis strategy: where should they be?



Data

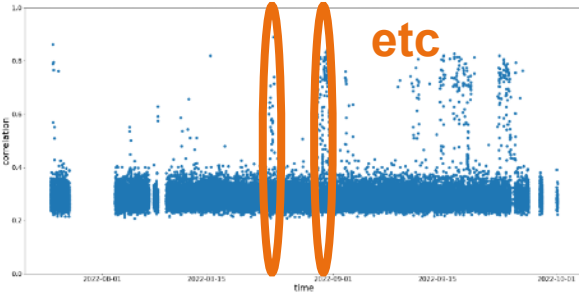
up-vs-down cut⁽¹⁾

time-correlation-cluster-cut⁽¹⁾



Simulations of shallow component

Analysis strategy: where should they be?

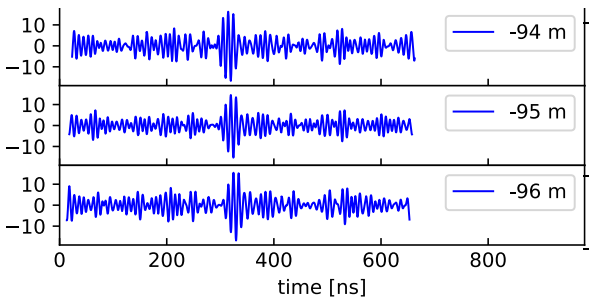
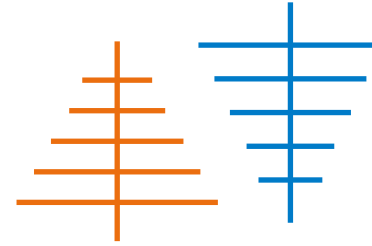


Data

up-vs-down cut⁽¹⁾

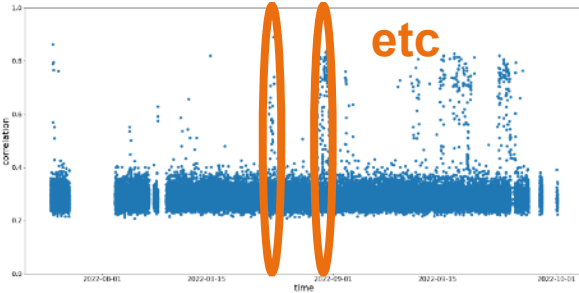
time-correlation-cluster-cut⁽¹⁾

half trace RMS cut⁽²⁾



Simulations of shallow component

Analysis strategy: where should they be?

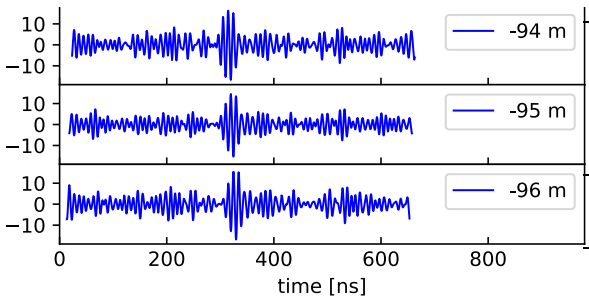


Data

up-vs-down cut⁽¹⁾

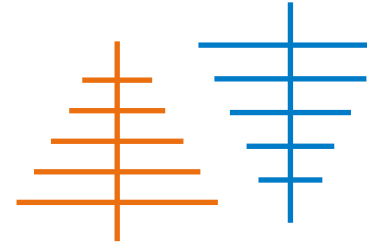
time-correlation-cluster-cut⁽¹⁾

half trace RMS cut⁽²⁾



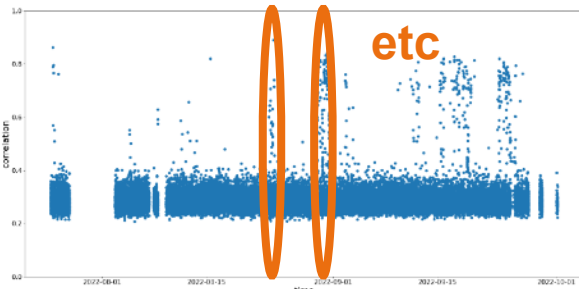
(1) High-wind periods (*Astropart. Phys.* 145 (2023) 102790) largest source of background, most visible in LPDAs at surface

(2) Solar flares show impulsive structure but elevate full waveform [arXiv:2404.14995](https://arxiv.org/abs/2404.14995)



Simulations of shallow component

Analysis strategy: where should they be?



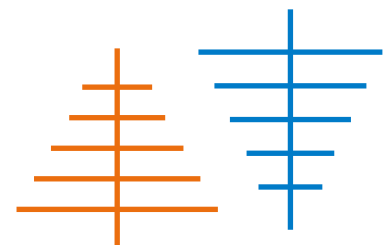
Data

up-vs-down cut⁽¹⁾

time-correlation-cluster-cut⁽¹⁾

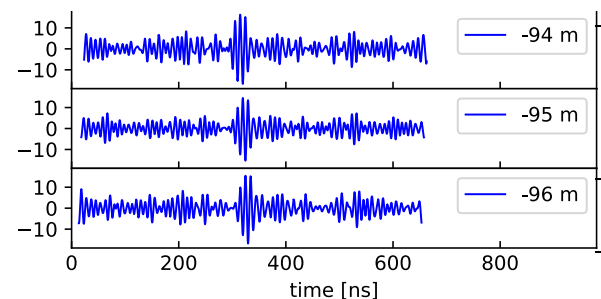
half trace RMS cut⁽²⁾

template cut

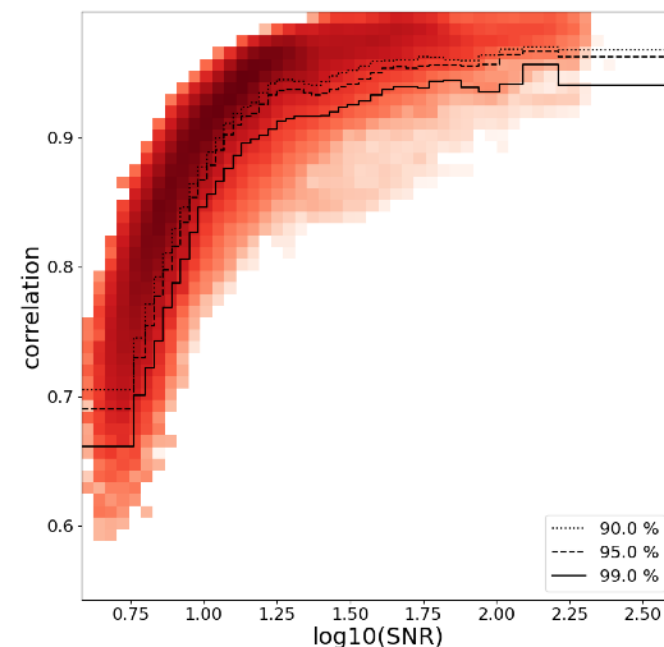


(1) High-wind periods (*Astropart.Phys.* 145 (2023) 102790) largest source of background, most visible in LPDAs at surface

(2) Solar flares show impulsive structure but elevate full waveform [arXiv:2404.14995](https://arxiv.org/abs/2404.14995)

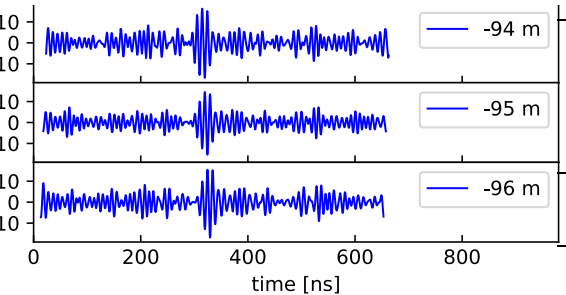
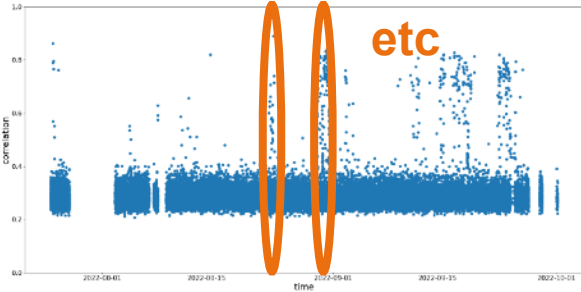


RNO-G CoREAS simulations



Simulations of shallow component

Analysis strategy: where should they be?



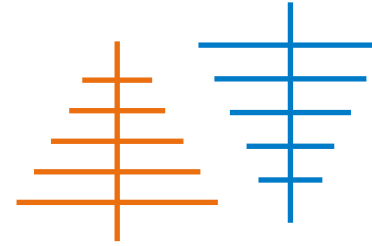
Data

up-vs-down cut⁽¹⁾

time-correlation-cluster-cut⁽¹⁾

half trace RMS cut⁽²⁾

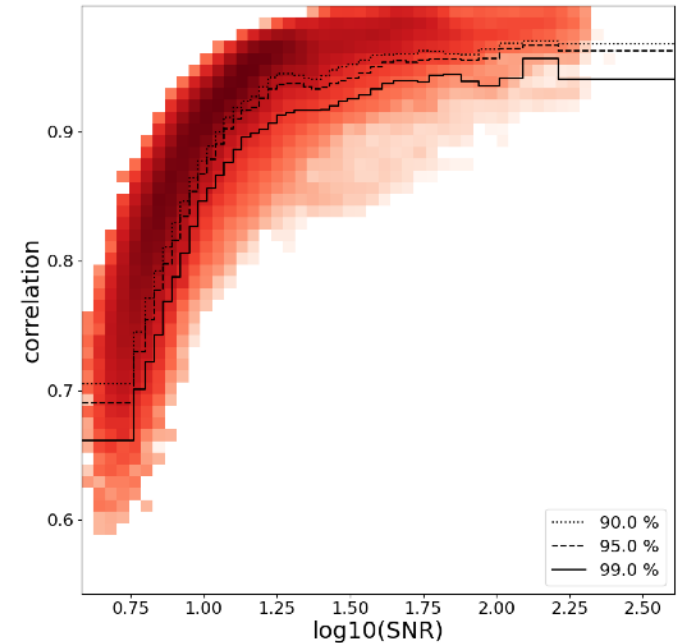
template cut



(1) High-wind periods (*Astropart.Phys.* 145 (2023) 102790) largest source of background, most visible in LPDAs at surface

(2) Solar flares show impulsive structure but elevate full waveform [arXiv:2404.14995](https://arxiv.org/abs/2404.14995)

RNO-G CoREAS simulations

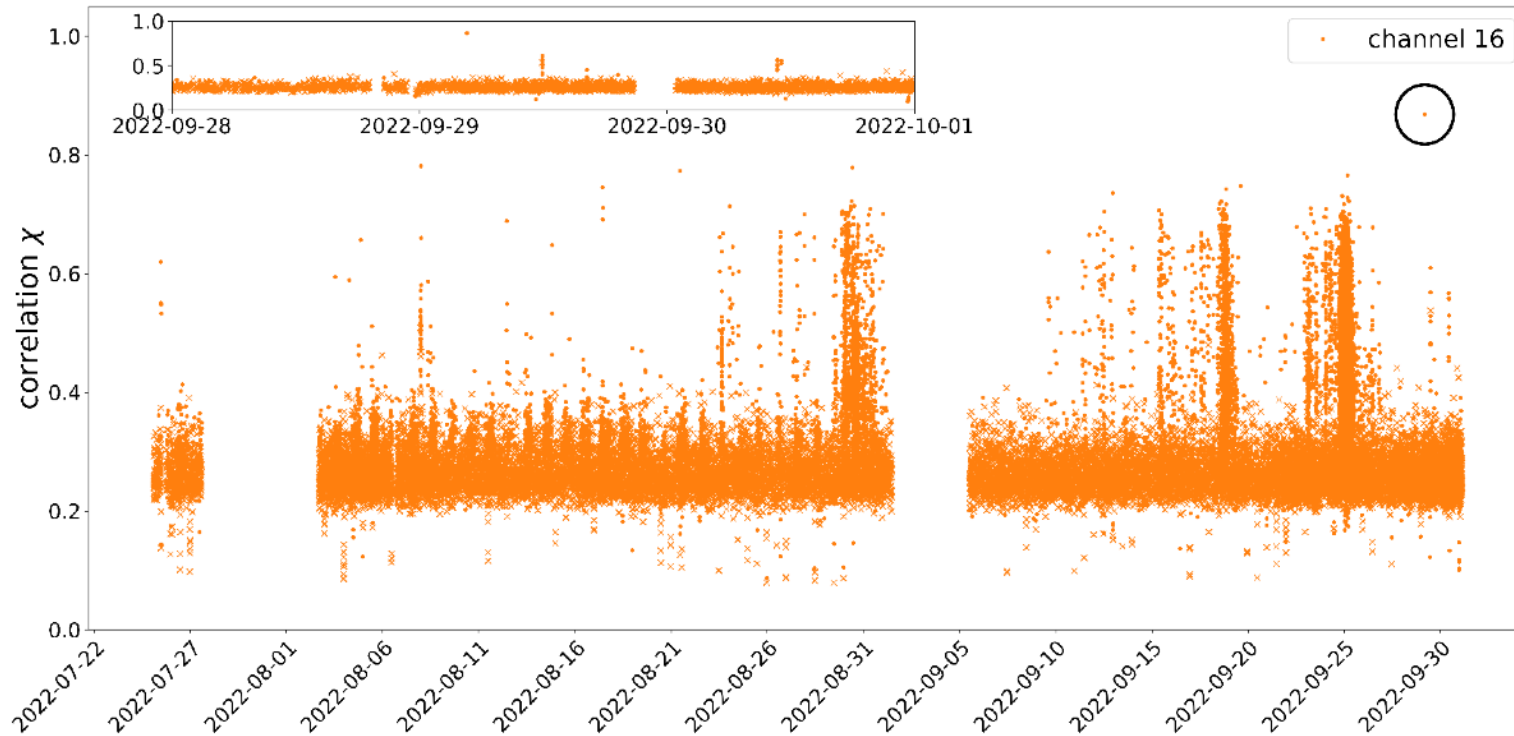


From simulations (including the detector), cosmic rays of ‘useful’ signal-to-noise ratio should be above 0.7 up to 0.95 for high SNR

Cosmic ray candidate(s)?

What the data tells us

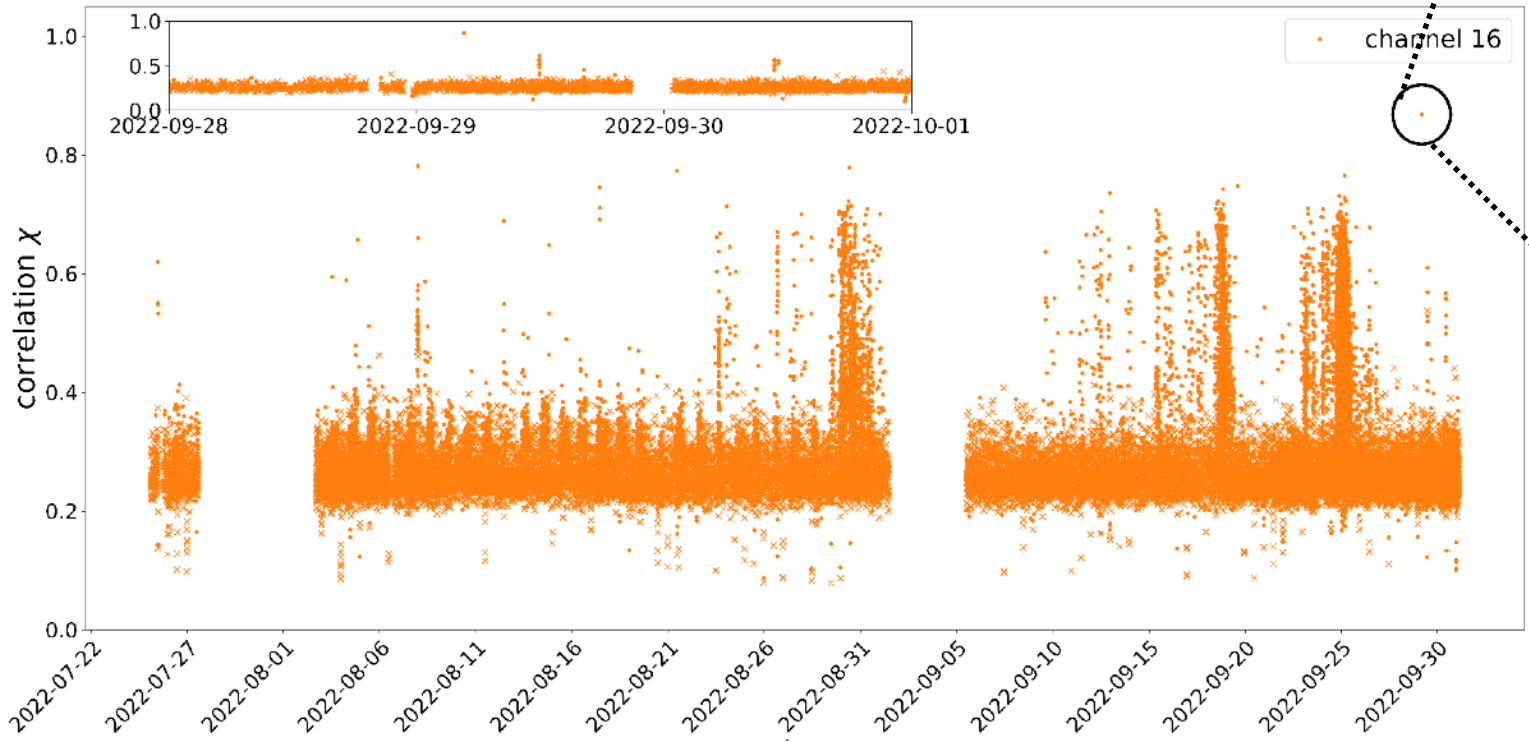
- Using un-blinded data only
- Region above 0.9 essentially empty, but isolated high correlating signals



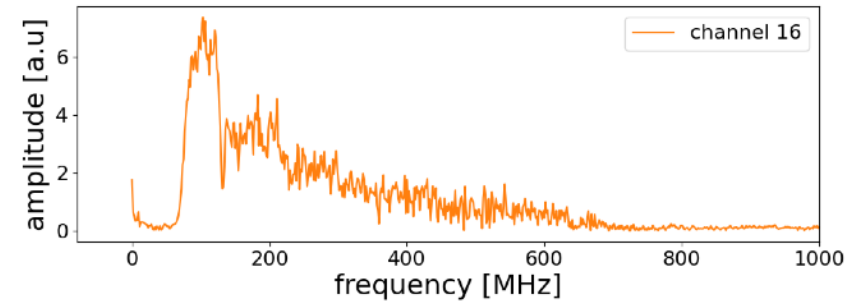
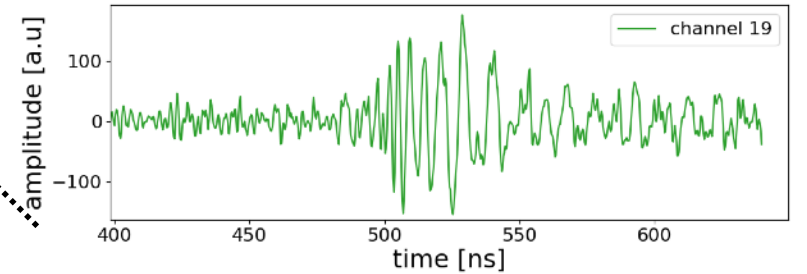
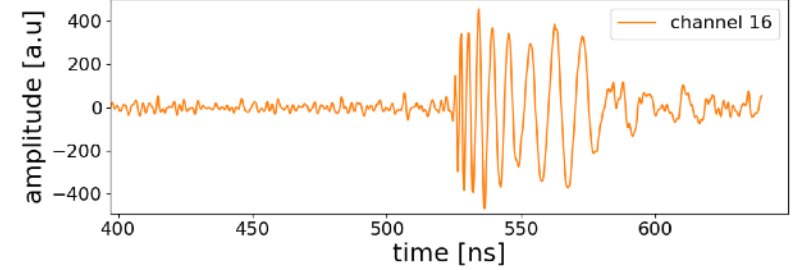
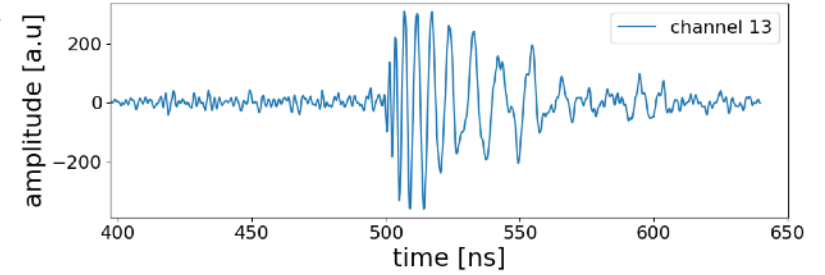
Cosmic ray candidate(s)?

What the data tells us

- Using un-blinded data only
- Region above 0.9 essentially empty, but isolated high correlating signals



This looks very much like a cosmic ray!

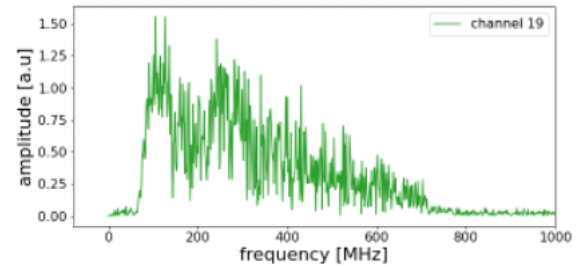
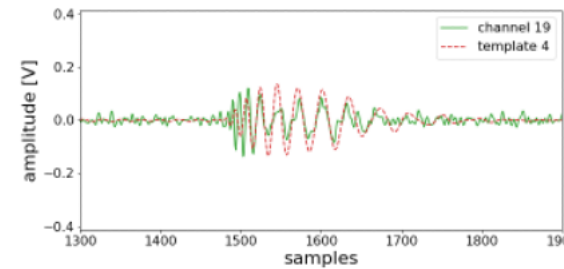
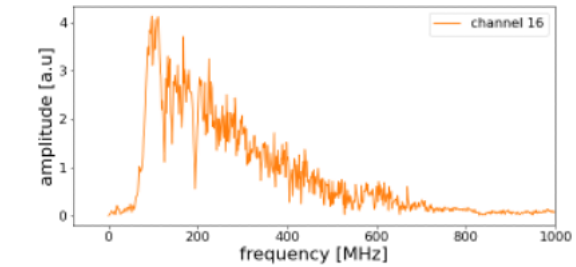
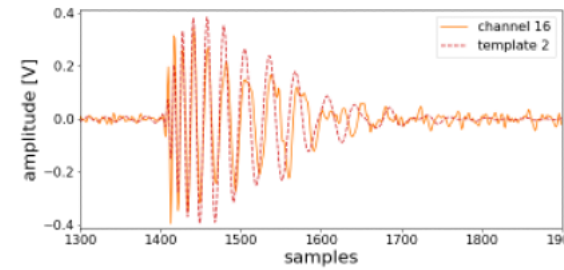
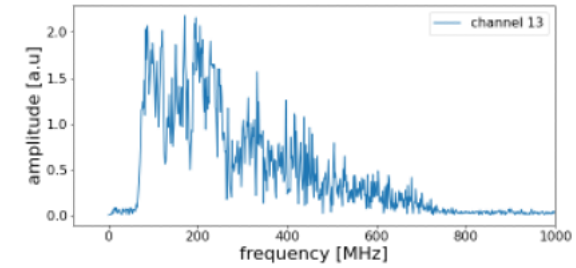
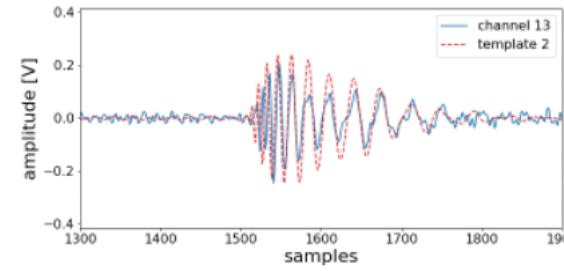


No cosmic rays?

Yes, but our modeling still off

- Question of systematics?
- Station is a complex system, fully modeled in simulations: this is first verification
- **Checks ongoing:** refractive index, digitizer artifacts and calibration, temperature dependence, faulty timing calibration, antenna VEL, amplifier non-linearity, ...
- **Probably some group delay still unaccounted for**
- Work in progress

Candidate measured: $\chi = 0.82$; expected: $\chi > 0.95$

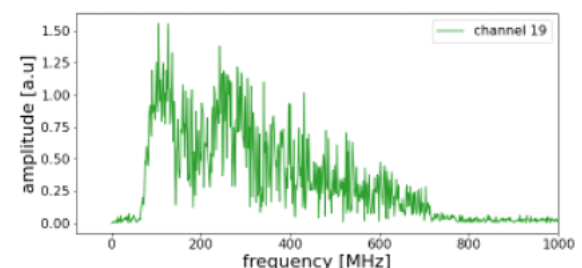
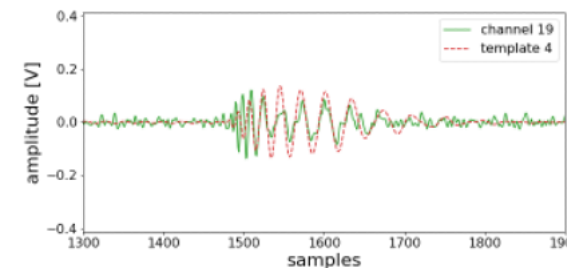
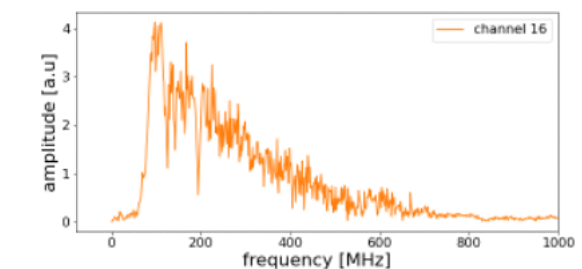
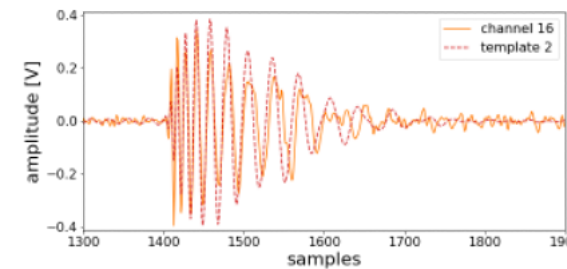
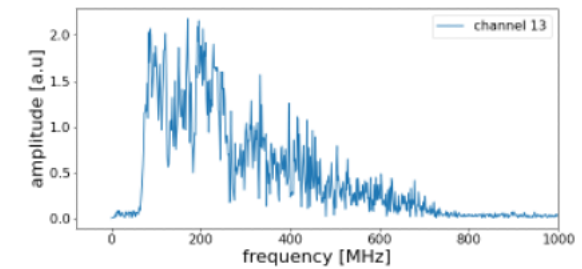
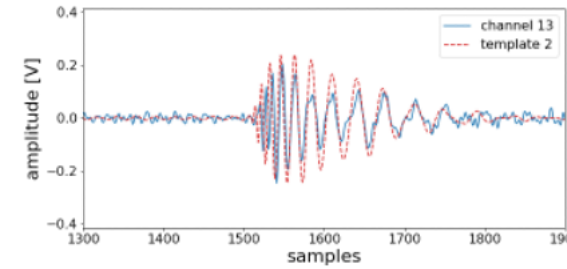


No cosmic rays?

Yes, but our modeling still off

- Question of systematics?
- Station is a complex system, fully modeled in simulations: this is first verification
- **Checks ongoing:** refractive index, digitizer artifacts and calibration, temperature dependence, faulty timing calibration, antenna VEL, amplifier non-linearity, ...
- **Probably some group delay still unaccounted for**
- Work in progress
- RNO-G system very low noise, but also very complex (many channels, RF over fibre, new chips, new power system, new experimental site, very large bandwidth, ...)
- Sensitive to details that may not have been investigated before
- Important to build trust in our understanding of the instrument before claiming: Neutrinos!

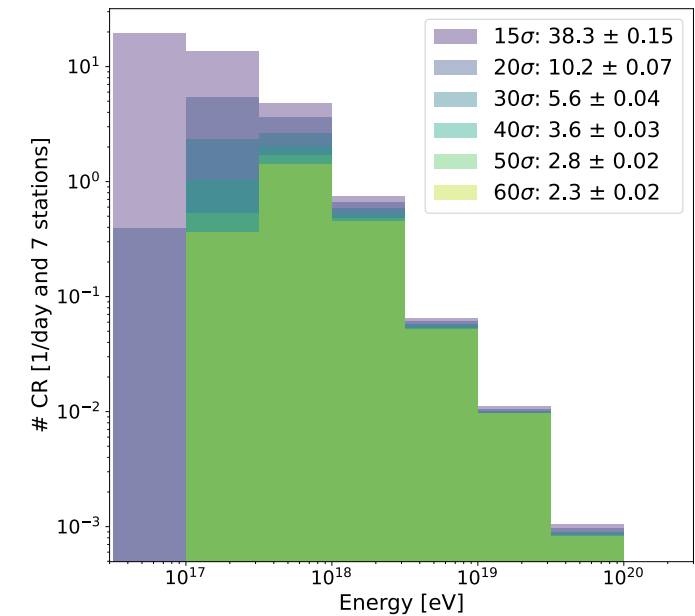
Candidate measured: $\chi = 0.82$; expected: $\chi > 0.95$



How many cosmic rays does RNO-G expect?

Another challenge: the question of the trigger

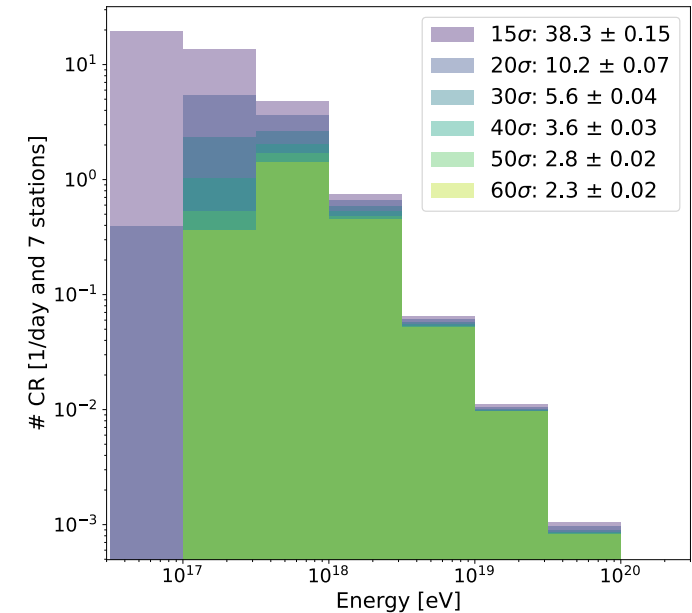
- The number of cosmic rays that RNO-G expects to see crucially depends on the trigger threshold
 - Optimistic: 38 per day and 7 stations
 - Conservative: 2 per day and 7 stations
- Current best estimate (V2 DAQ trigger): 30σ



How many cosmic rays does RNO-G expect?

Another challenge: the question of the trigger

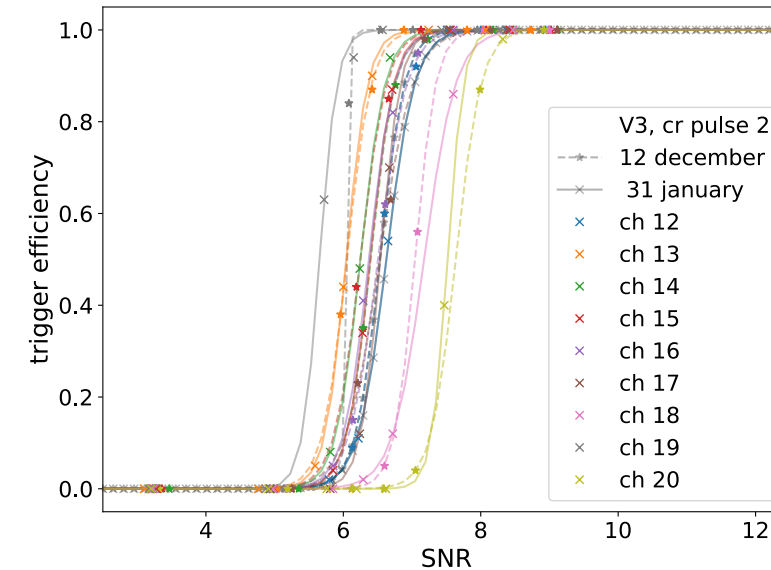
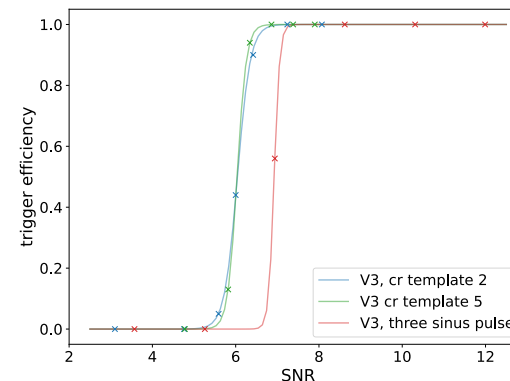
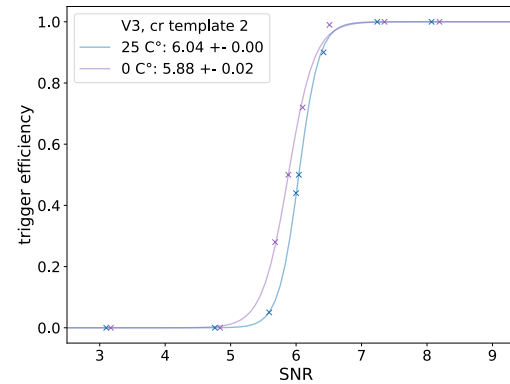
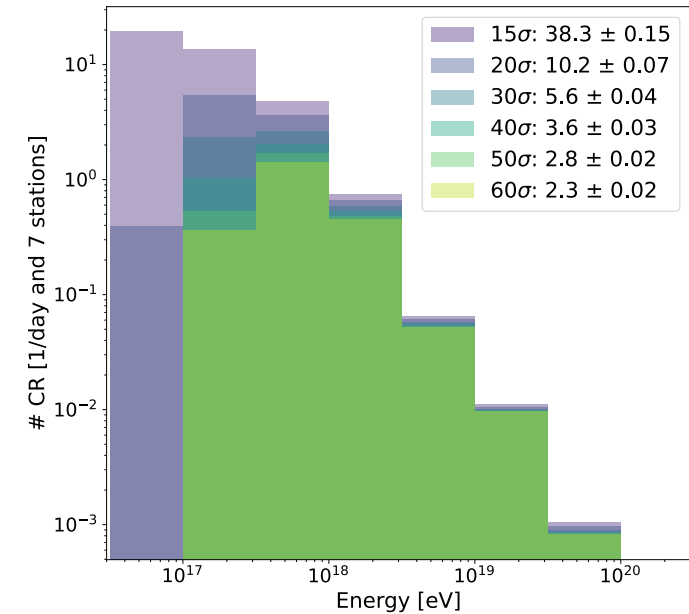
- The number of cosmic rays that RNO-G expects to see crucially depends on the trigger threshold
 - Optimistic: 38 per day and 7 stations
 - Conservative: 2 per day and 7 stations
- Current best estimate (V2 DAQ trigger): 30σ
- Shallow trigger based on Schottky diode (as used by ARA)
 - Sensitive to pulse shapes
 - Channel-to-channel variations large
 - Some temperature variations
- Modeling challenging and may need after-the-fact tuning with in-field data



How many cosmic rays does RNO-G expect?

Another challenge: the question of the trigger

- The number of cosmic rays that RNO-G expects to see crucially depends on the trigger threshold
 - Optimistic: 38 per day and 7 stations
 - Conservative: 2 per day and 7 stations
- Current best estimate (V2 DAQ trigger): 30σ
- Shallow trigger based on Schottky diode (as used by ARA)
 - Sensitive to pulse shapes
 - Channel-to-channel variations large
 - Some temperature variations
- Modeling challenging and may need after-the-fact tuning with in-field data



V2: SNR of 12
(in these units)

Cosmic rays in deep component of RNO-G

Work starting: first search for deep-only events and tested with deep & shallow from after 2024

- Derive an analysis of several features that are expected to separate relevant signals from noise
- Relies on prior experience with other analyses
- Relies on very good simulations to train the classifier
- Will be validated against several simulation sets (in-air, impacting showers)



Cosmic rays in deep component of RNO-G

Work starting: first search for deep-only events and tested with deep & shallow from after 2024

- Derive an analysis of several features that are expected to separate relevant signals from noise
- Relies on prior experience with other analyses
- Relies on very good simulations to train the classifier
- Will be validated against several simulation sets (in-air, impacting showers)
- Parameters under consideration:
 - Impulsivity (see right)
 - Correlation between channels
 - Reconstructed position
 - Correlation with impulsive, band-limited template and/or simulated template



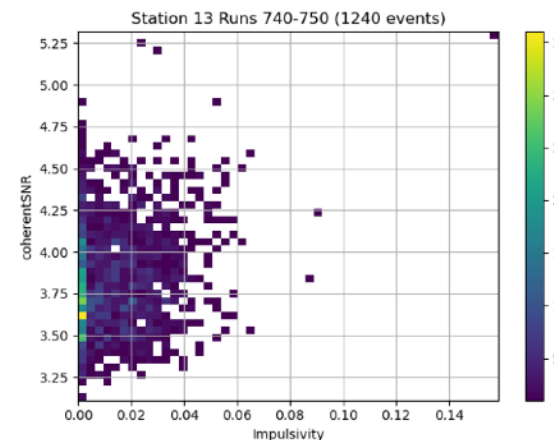
Cosmic rays in deep component of RNO-G

Work starting: first search for deep-only events and tested with deep & shallow from after 2024

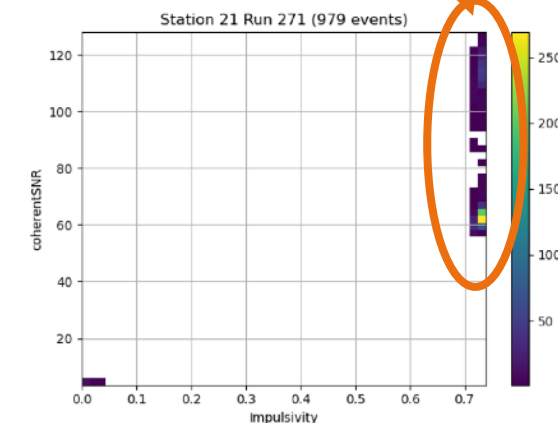
- Derive an analysis of several features that are expected to separate relevant signals from noise
- Relies on prior experience with other analyses
- Relies on very good simulations to train the classifier
- Will be validated against several simulation sets (in-air, impacting showers)
- Parameters under consideration:
 - Impulsivity (see right)
 - Correlation between channels
 - Reconstructed position
 - Correlation with impulsive, band-limited template and/or simulated template



Noise in deep stations



Bermtop Pulsing



Conclusions

RNO-G as cosmic ray detector

- RNO-G will be a very large neutrino detector, but is also a reasonably cosmic-ray detector
- RNO-G uses cosmic-rays
 - to validate detector
 - to calibrate detector
 - to understand backgrounds
- First cosmic-ray candidates identified
- Self-trigger works, but will be improved for more cosmic rays
- Detailed studies on-going in the lab and field to get hardware understand to $< 10\%$ level still ongoing

